


Accessori per serrande di taratura (hand drive)



R 6




UTILIZZO:

- ✓ Per DLT101Z-RI;

USE:

- ✓ For DLT101Z-RI;

R 7




UTILIZZO:

- ✓ Per DLT 50 Z;

USE:

- ✓ For DLT 50 Z.

R 8




UTILIZZO:

- ✓ Per DLT 50 Z.

USE:

- ✓ For DLT 50 Z.

R 9




UTILIZZO:

- ✓ Per DLCZ solo con perno ø8.

USE:

- ✓ For DLCZ only ø8.

R 10




UTILIZZO:

- ✓ Per DLT101 fino a 0,5 m².

USE:

- ✓ For DLT101 up to 0,5 m².

R 11




UTILIZZO:

- ✓ Per DLT 101 fino a 1,2 m²;
- ✓ Per DLT 151 fino a 1,2 m²;
- ✓ Per DLT 201 fino a 1,2 m²;
- ✓ Per DLCZ.

USE:

- ✓ For DLT 101 up to 1,2 m²;
- ✓ For DLT 151 up to 1,2 m²;
- ✓ For DLT 201 up to 1,2 m²;
- ✓ For DLCZ.

R 12




UTILIZZO:

- ✓ Per DLT 101 oltre 1,2 m²;
- ✓ Per DLT 151 oltre 1,2 m²;
- ✓ Per DLT 201 oltre 1,2 m²;
- ✓ Per DLCZ;
- ✓ Per SRCZ.

USE:

- ✓ For DLT 101 beyond 1,2 m²;
- ✓ For DLT 151 beyond 1,2 m²;
- ✓ For DLT 201 beyond 1,2 m²;
- ✓ Per DLCZ;
- ✓ Per SRCZ.

R 13




UTILIZZO:

- ✓ Per DLT 101.

USE:

- ✓ For DLT 101.

R 14



UTILIZZO:

- ✓ Per DLT 101;
- ✓ Per DLT 151;
- ✓ Per DLT 201.

USE:

- ✓ For DLT 101;
- ✓ For DLT 151;
- ✓ For DLT 201.